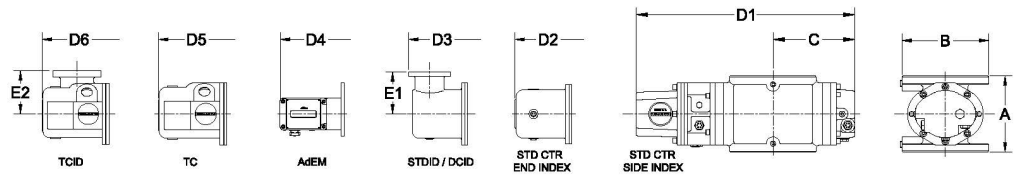





ROMET

Rotary Gas Meters



METER SIZE	ANSI 125 FF FLANGE	A	B	C	D1	D2	D3	D4	D5	D6	E1	E2	WEIGHT (lbs)
RM140	3"	6.75"	Ø 7.5"	7.30"	18.38"	19.80"	20.64"	21.58"	20.92"	20.98"	4.00"	4.00"	32-40

RM140 - SOFT METRIC

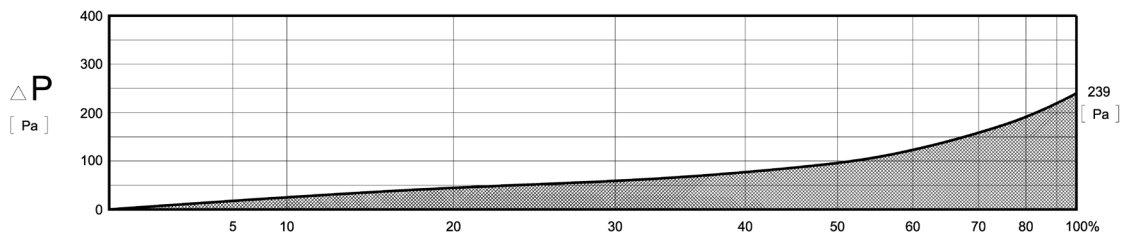
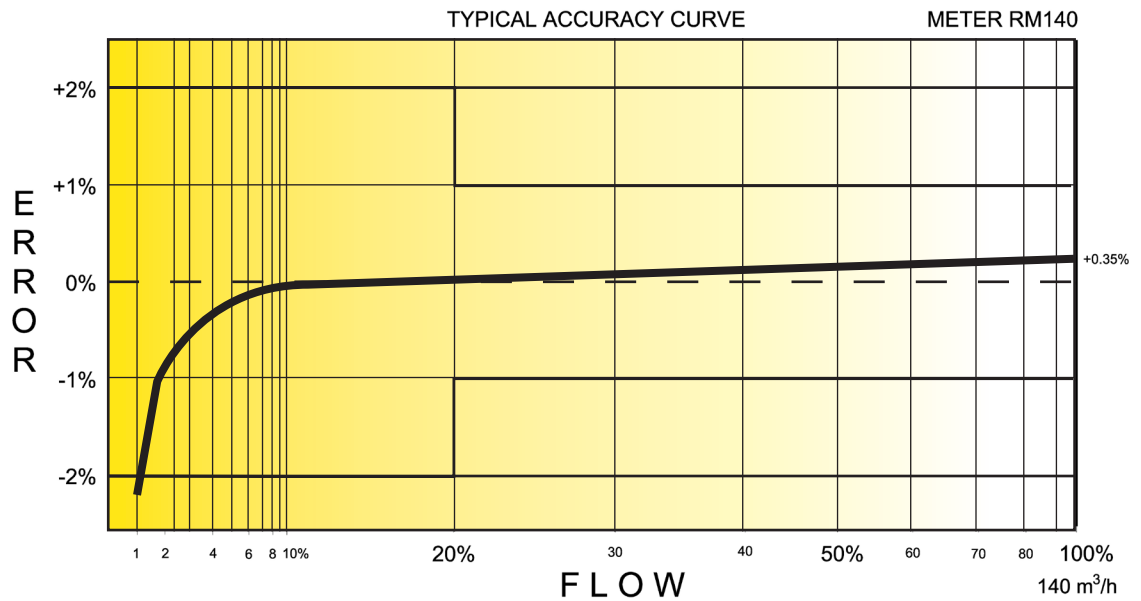
SOFT METRIC RM140 3" FLANGE CONNECTION

TECHNICAL SPECIFICATION

Connection (Flange)	ANSI 125FF	3"
MAOP	(kPa)	1206
Flow Capacity	(m ³ /h)	140
Rangeability @ ± 1% Error		50:1
Rangeability @ ± 2% Error		100:1
Start Rate	(m ³ /h)	.119
Stop Rate	(m ³ /h)	.090
Differential @ 100% Flow	(Pa)	239
Instrument Drive Rate	(m ³ /rev)	1.0
LF Pulser (Optional on Std Ctr)	(m ³ /pulse)	1.0

CORRECTED FLOW CAPACITY AND TYPICAL ACCURACY GUIDE

RM140 METER (SM ³ /H)	
Gauge Pressure kPa 1.72	RM140 Qmax = 140 m ³ /hr
5	146.4
10	153.4
50	208.6
100	277.7
150	346.8
200	415.9
250	485.0
300	554.0
500	830.4
750	1175.8
1000	1521.2
1100	1659.4
1200	1797.6



ROMET

GAS METERS AND ELECTRONIC INSTRUMENTS

Phone 905-624-1591 USA 1-800-387-3201

www.rometlimited.com • email: romet@rometlimited.com

The values quoted are typical of normal production. They do not constitute a specification. Romet Limited reserves the right to change any information in this literature without notice. All of the information and data in this literature has been carefully compiled and thoroughly checked. However, Romet Limited will not assume responsibility for any possible omissions or errors.

ROMET and ROMET & DESIGN are registered trademarks of Romet Limited. Romet Limited's gas metering technology is protected under U.S. Patent No. 4,910,519 and 6,453,721 and Canadian Patent No. 1,293,568.