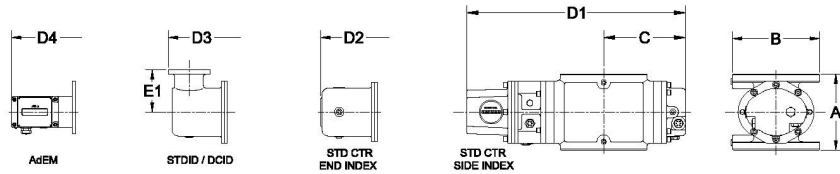





ROMET

Rotary Gas Meters



METER SIZE	ANSI 125 FF FLANGE	A	B	C	D1	D2	D3	D4	E1	WEIGHT (lbs)
RM1600	6"	16.00"	11.25"	14.87"	32.83"	34.31"	35.09"	36.03"	4.00"	189

RM1600 - SOFT METRIC

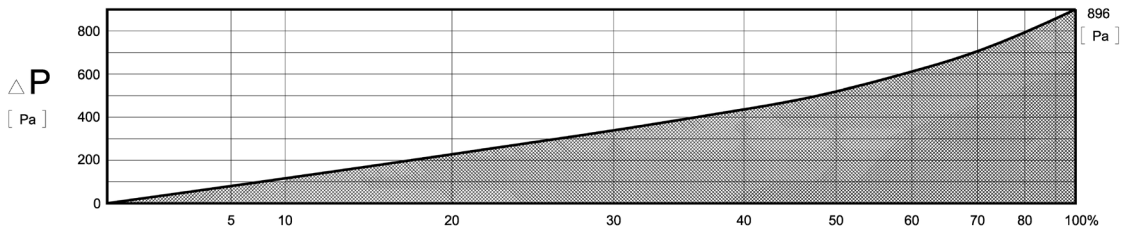
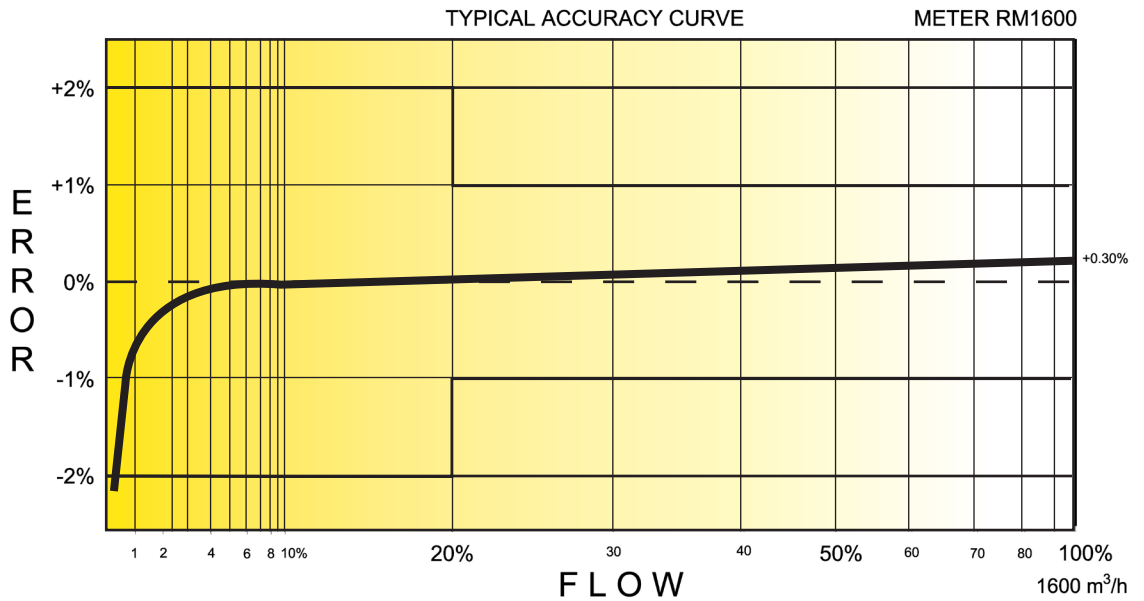
SOFT METRIC RM1600 6" FLANGE CONNECTION

TECHNICAL SPECIFICATION

Connection (Flange)	ANSI 125FF	6"
MAOP	(kPa)	1206
Flow Capacity	(m ³ /h)	1600
Rangeability @ ± 1% Error		100:1
Rangeability @ ± 2% Error		200:1
Start Rate	(m ³ /h)	.736
Stop Rate	(m ³ /h)	.453
Differential @ 100% Flow	(Pa)	896
Instrument Drive Rate	(m ³ /rev)	1.0/10.0
LF Pulser (Optional on Std Ctr)	(m ³ /pulse)	1.0/10.0

CORRECTED FLOW CAPACITY AND TYPICAL ACCURACY GUIDE

RM1600 METER (SM ³ /H)	
Gauge Pressure kPa	RM1600 Qmax = 1600 m ³ /hr
1.72	
5	1674.0
10	1753.0
50	2384.0
100	3174.0
150	3963.0
200	4753.0
250	5543.0
300	6332.0
500	9490.0
750	13437.0
1000	17386.0
1100	18965.0
1200	20544.0



ROMET

GAS METERS AND ELECTRONIC INSTRUMENTS

Phone 905-624-1591 USA 1-800-387-3201

www.rometlimited.com • email: romet@rometlimited.com

The values quoted are typical of normal production. They do not constitute a specification. Romet Limited reserves the right to change any information in this literature without notice. All of the information and data in this literature has been carefully compiled and thoroughly checked. However, Romet Limited will not assume responsibility for any possible omissions or errors.

ROMET and ROMET & DESIGN are registered trademarks of Romet Limited. Romet Limited's gas metering technology is protected under U.S. Patent No. 4,910,519 and 6,453,721 and Canadian Patent No. 1,293,568.